

Rancho Terra Norte'



1227 E. County Road 82
Wellington, CO



BSCA French Course Herding Trial

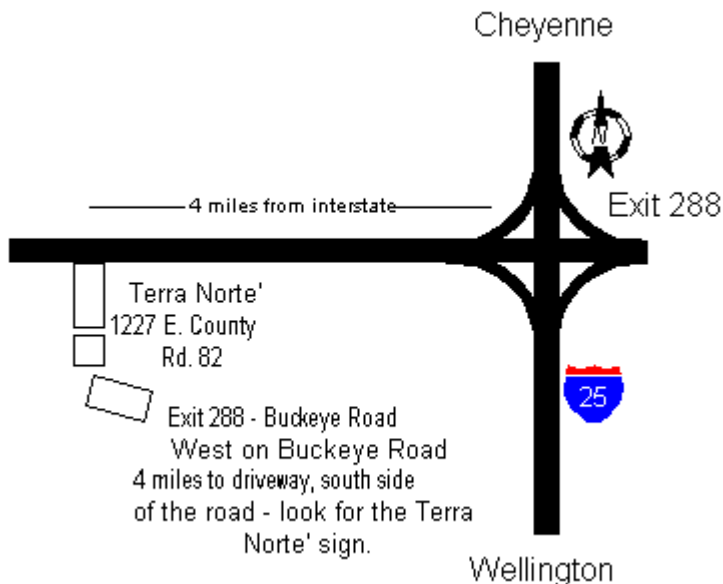
French Course on Goats – Started and Intermediate levels
French Course on Sheep - Advanced Only

Event # 2021BSCA009 July 2, 2021

Test/Trial Hours -- 7:00AM till over

These events will be held outdoors, rain or shine.

BSCA French Course Sheep Trials open to all AKC Registered and ILP/PAL Dogs of breeds approved by the AKC for Herding other than Border Collies & Kelpies. Dogs must be 9 months or older.



PERMISSION HAS BEEN GRANTED BY THE BELGIAN SHEEPDOG CLUB OF AMERICA (BSCA) TO HOLD THE FRENCH COURSE SHEEP TRIAL UNDER BSCA RULES AND REGULATIONS

BSCA rules for the FRENCH Course can be found at

<http://bsca.info/wp-content/uploads/2013/07/BSCAFrenchcourse.pdf>.

BSCA French Course Sheep Trials open to all AKC Registered and ILP/PAL

Dogs of breeds approved by the AKC for Herding other than Border Collies & Kelpies.

Dogs must be 9 months or older.

Entry Fees –

French Course Goat and Sheep (FS) trial classes:

\$60 pre-trial/ \$70 day of trial

(includes \$10 BSCA recording fee)

Total entry limit 12 Trial Runs

Day of event entries will be accepted ONLY if stock and/or time allows.

Stock: Sheep/Value \$200

St. Croix, woolies & mixed hair &/or woolies in a rainbow of colors

Goat/Value \$275

Purebred registered and commercial Kiko goats

RIBBONS WILL BE AWARDED FOR FOUR PLACES IN EACH CLASS/QUALIFYING RIBBONS TO EACH QUALIFIER

Trophies: Local handcrafted stoneware trivets with wildlife motifs provided by Debby and Rob Courtier, Magic Belgian Sheepdogs

High in Trial & Reserve High in Trial

Highest scoring - Belgian Sheepdog

Highest scoring - Other breed

A Certificate of Accomplishment for all qualifying scores

**JUDGE: Terry Kenney
Cheyenne, WY**

Trial hours are from 7:00 am to 7:00 pm

This event will be held outdoors regardless of weather

Trial Secretary:

Val Manning, Rancho Terra Norte'

1227 E County Road 82

Wellington, CO 80549

(970) 391-6559 ranchoterranorte@hotmail.com

Trial sponsor: Rancho Terra Norte',

VETERINARIAN (on call):

Richard Wheeler, DVM

Poudre River Veterinary Clinic

(970)227-2320

Motels That Will Accept Dogs

Quality Inn, 7860 6th Street, Wellington, CO (970) 568-0444

Days Inn, 3624 E. Mulberry, Fort Collins, CO (970) 221-5490

Fort Collins LaQuinta, 3709 E. Mulberry, Fort Collins, CO (970) 493-7800

Motel 6, 3900 E. Mulberry, Fort Collins, CO (970) 482-6466

Sleep Inn, 3808 E. Mulberry, Fort Collins, CO (970) 484-5515 (dog friendly, mention BVKC)


Mulberry Inn, I-25, Ault exit 269A, 4333 East Mulberry, Fort Collins, CO (970) 493-9000

Plaza Inn, I-25, exit 269B, 3836 E. Mullberry, Ft. Collins, CO (970)484-4660

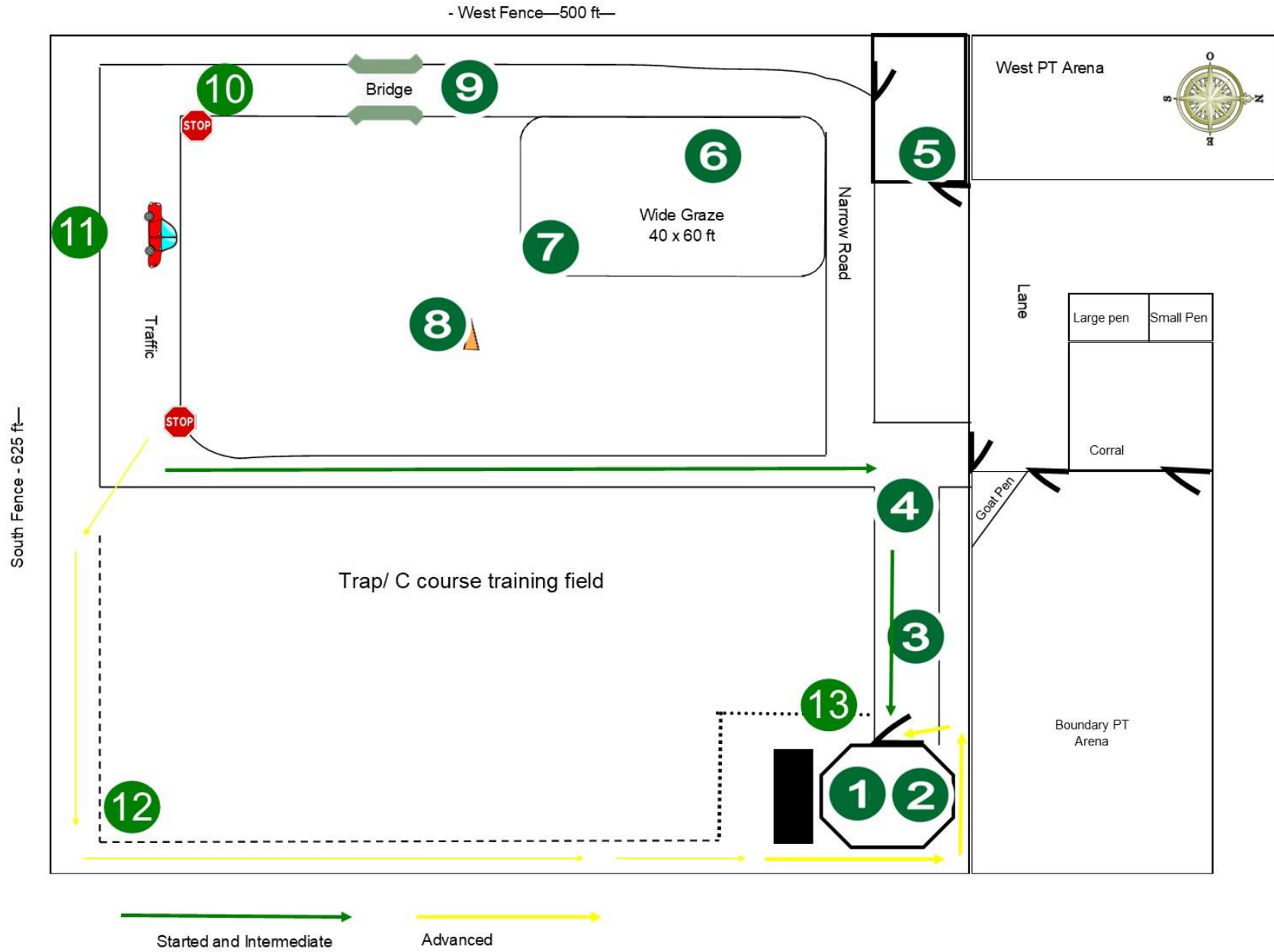
RVs & Travel Trailer Accommodations

Space for parking of RVs and travel trailers is available but RVs must be self-contained (No RV Hookups). \$10/night fee

The Northern Colorado Herding Cooperative will be providing concessions for purchase each day. The nearest food is 10 miles away from the trial site.



RTN—BSDC French Course Diagram



RTN – BSCA French Trial Course Description (Goats and Sheep)
Friday, July 2, 2021, event #2021BSCA009

Judge: Terry Kenney

Sheep are contained in the large round pen in the northeast corner of the trap (20+ goats in Started & Intermediate, 50+ sheep for Advanced) – Handler and dog enters from the gate. Dog must enter first to prevent escape of stock while handler enters. (note: due to corral construction – there will not be a jump)

1. Pen/Protection of the Handler/Examination of flock: Handler enters corral with the dog and circles the flock while the dog helps to clear a path allowing the handler to examine the flock.
2. Hold/Catching a Sheep: After the examination – the handler then walks into the flock catches and holds a sheep (by neck or leg). The dog should control the remainder of the flock.
3. Exit from the Pen: Once the stock has been inspected and the catch/hold accomplished, the handler opens the gate and exits with the flock closing the gate behind them.
4. Narrow road: The handler takes the stock along the narrow road towards the wide graze area located in the northwest corner of the trap. The sheep are to stay on the road and move in a calm organized manner. Handler may take any position relative to the stock.
5. Stop/Difficult Passage 1: Enter in east gate of the handling system pen, exit out the south gate. The dog should help hold livestock on the fence allowing for handler to open gate, manage stock to move quietly through the gate, across the pen and out the south gate. Handler must close the gates after stock enters and exits.
6. Wide Graze: Once the handler and stock reach the entrance on the west side of the graze, the stock is allowed to enter the graze and settle. The dog is expected to keep the sheep within the graze area for the duration of the graze. Graze is judged as to when stock settle and start to eat
7. Work at a distance: Advanced only – at some time during the graze, the judge will approach and the handler is to leave his dog working the graze and walk over to the judge and shake hands.
8. Gather:
 - a. ADVANCED – Following the Work at a Distance exercise, the handler moves to the handlers post and calls the dog. The handler calls the dog to gather the stock and fetch them to the handlers post and then back to the road to continue the course
 - b. INTERMEDIATE – The handler is positioned at a point halfway from the graze and the ADVANCED handlers post, calls the dog to

gather the stock towards the handler and then back to the road to continue the course.

- c. STARTED – The handler positions the dog at the entrance/exit of the graze and sends the dog to gather the stock from the graze and returns to the road to continue the course.
9. Difficult Passage 2: Bridge: Handler and dog take the flock across the bridge.
 - a. STARTED – is not judged on difficult passages, but should consider the bridge to be part of road.
 - b. INTERMEDIATE – The handler may go to the edge of the bridge, but may not lead the flock. Handler follows behind the flock until after the bridge is crossed.
 - c. ADVANCED – The handler must go no further than the edges of the bridge and must remain there until the dog pushes the stock through the bridge, whereupon the handler may move.
10. Stop/Enter traffic road. The
11. Passage of the Car:
 - a. ADVANCED - Stock should be “leaned on a fence” during the car pass. (ie: fence, stock dog , car)
 - b. INTERMEDIATE AND STARTED – stock should be “leaned on a fence” as they pass the stationary car

STARTED & INTERMEDIATE handlers will turn off the traffic road onto the narrow road to the north, turn east at the silver gate and return to the round pen.

12. Stop/ Difficult Passage (ADVANCED only) will first stop the flock at the intersection of the traffic & narrow road, then proceed down the fence line to the SE corner of the field, turn north and moving along the fence proceed to the back of the round pen between the pen and fence line free standing pen and rejoin the road. The flock must stay within 12 ft of the fence.
13. (5 pts) Repen – The flock is repenned in the round pen. Time ends when both dog and handler are outside and the round pen gate is shut with the stock inside.

Tie breaker #1 – conduct and maneuvers
Tie breaker #2 – overall work

STARTED Maximum points 75
INTERMEDIATE maximum points 100
ADVANCED maximum points 150

